

Parents in the Loop

Key Headlines

- 1428 students inc. 231 in BLSF
- 51.3% students are boys
- 13% in receipt of Pupil Premium
- 11% students on SEND register with 25 ECHP
- Attendance 93.4% (91.7%) currently

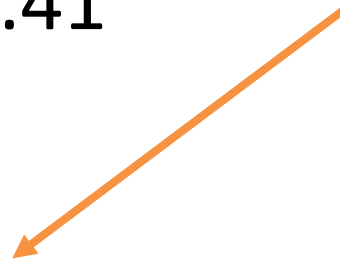
Year 11 Targets 2022

- 37% of cohort targeted at least a grade 7 in Biology, Chemistry and Physics
- 30% of cohort targeted at least a grade 7 in English Language and English Literature
- 27% of cohort targeted at least a grade 7 in Maths
- 30% of cohort targeted at least a grade 7 in History and Geography

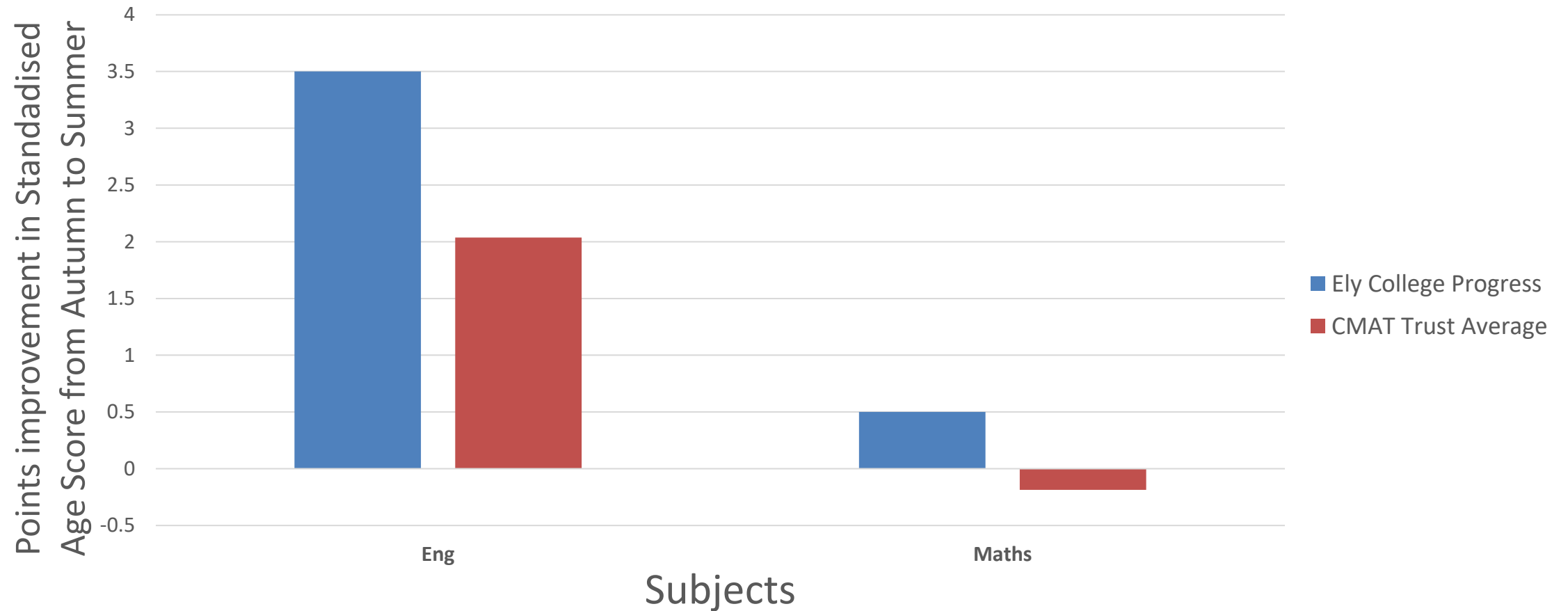
Year 11 Targets 2022


- Progress 8 target +0.41
- Disadvantaged students +0.41
- National Benchmarks
 - 4+ in English and Maths 87% (National Average is 70%)
 - 5+ in English and Maths 63% (National Average is 47%)

These grades would put Ely College in top 5% of schools for progress



2020-2021 Year 7 Progress Assessments













Every child is known, valued and supported



Scott
House



Etheldreda
House



Seacole
House



Franklin
House



Turing
House

Every child is known, valued and supported

1440

Every child is known, valued and supported

262

Every child is known, valued and supported

50

Every child is known, valued and supported

5

Every child is known, valued and supported

1



Sexual Harassment in Schools






- Everyone's Invited testimonies
- Ofsted Rapid Review
- QA of our own safeguarding procedures
- Parental feedback

Survey

- 448 responses (52%)
- Sexual touching – 35/352
 - 3 reported
- Slapped bottom – 74/313
 - 2 reported
- Unwanted touching – 59/328
 - 6 reported

1. What Year Group are you in?

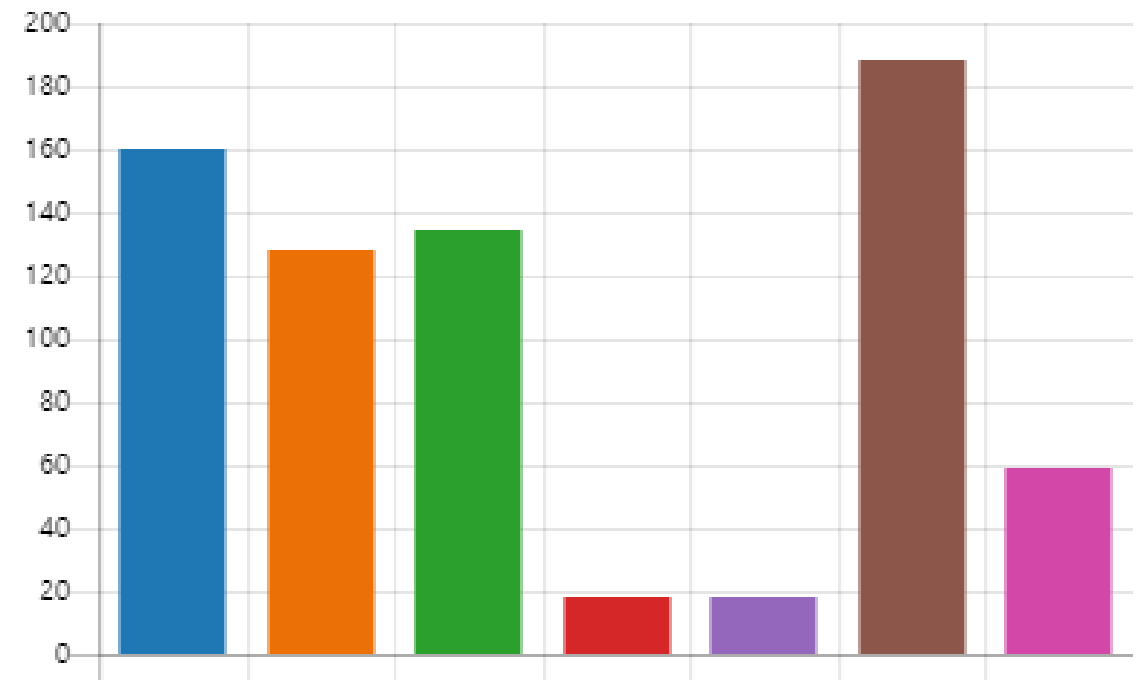
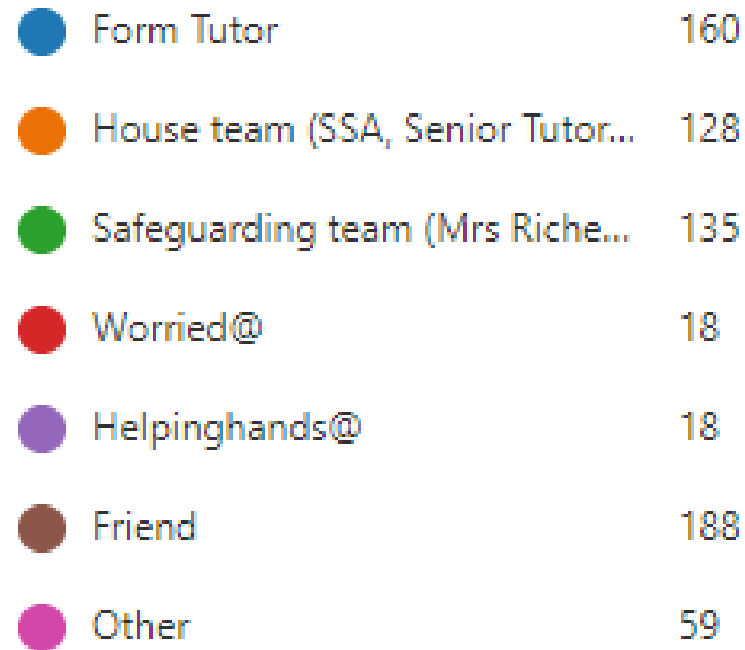
[More Details](#)

 Year 9	165
 Year 10	109
 Year 11	128
 Year 12	19
 Year 13	19

Survey continued

- Has a student attempted to touch your genitals without consent?
 - 17/369
 - 2 reported
- Nudes
 - 69 sent images directly
 - 123 knew of a friend
 - 24 pressured to send nudes
- People wouldn't believe me
- I didn't care
- It was a joke
- Didn't think it was that bad
- Difficult to change people's behaviour
- Concern about retribution

If you had a concern to share of this nature - who would you approach?



COVID

Week ending 30 September 2021	All ages		0-4 years olds		5-9 years olds		10-14 years olds		15-19 years olds	
	Rate	Change in rate from previous week	Rate	Change in rate from previous week	Rate	Change in rate from previous week	Rate	Change in rate from previous week	Rate	Change in rate from previous week
Cambridge	224.7	↓	159.7	↑	405.8	↑	1005.0	↓	300.5	↓
East Cambridgeshire	455.8	↑	315.5	↑	688.7	↑	2101.7	↑	742.5	→
Fenland	513.3	↑	160.9	↑	779.0	↓	3070.7	↑	1089.4	↑
Huntingdonshire	494.5	↑	281.0	↑	755.1	↓	3169.7	↑	1197.1	↑
South Cambridgeshire	344.3	↑	202.0	↑	396.6	↓	2006.3	↑	645.4	↓
Cambridgeshire	404.0	↑	224.3	↑	594.1	↓	2298.4	↑	765.9	↑
Peterborough	454.0	↑	100.2	↓	509.2	↑	2048.9	↑	1071.0	↑
East of England	337.7	↑	135.2	↑	501.8	↓	1701.7	↑	691.3	↑
England	337.6	↑	123.4	↓	502.9	↓	1510.8	↑	642.0	↑

COVID

- Currently 71 students isolating
- LFT testing rate on testregister - ~ 43%
- LA update today – School testing rate (LFT/PCR to NHS) 54%
- Facemasks back in corridors and communal spaces