


Hair & Beauty Guided Choices Year 8



C&G 3038-
21 LEVEL 2
Technical
award in
hair and
beauty
studies

City & Guilds 3038-21

This qualification is graded
Pass/Merit/Distinction/Distinction*

This qualification has three units:

- **Exploring the world of hair and beauty**
- **Science of hair and beauty**
- **Design in the hair and beauty sector**

To achieve this qualification you will need to
successfully complete: -

- **One externally set, externally moderated assignment**
- **One externally set, externally marked exam, sat under examination conditions**

This qualification will help to develop your Hair and Beauty knowledge, understanding and skills.

- ▶ You will learn about the specific services carried out within the hair and beauty sectors, roles and responsibilities and typical working patterns
- ▶ Discover how Hair and Beauty has evolved from Ancient Egypt, to the 20th Century.
- ▶ Recognise how technological advancements, changes to the economy, and social factors have influenced the hair and beauty sector
- ▶ Get to grips with the Chemistry of cosmetics and relate biology.
- ▶ Understand the benefits of design and images for business use
- ▶ Developing Technical skills in hair styling, make-up and manicure.

The image shows handwritten notes and diagrams on a dark background. At the top, there is a title 'PH Levels' in red. Below it is a color-coded scale from 1 to 14, divided into 'Acidic' (1-6), 'Neutral' (7), and 'Alkaline' (8-14). Underneath the scale are two diagrams of hair cuticles: 'Close Cuticle' and 'Open Cuticle'. To the left, there are notes about pH: 'pH is a measure of how acidic/basic water is. The range goes from 0 to 14, with 7 being neutral. pH is really a measure of the relative amount of free hydrogen and hydroxyl ions in the water.' To the right, there are notes about 'Hair:' and 'SKIN:'. The 'Hair:' notes include: 'strong alkalis swell the hair but very strong will break down hair', 'weak acids close cuticle scales and help protect and smooth the hair', and 'skin cleansers - 4.5 - 7'. The 'SKIN:' notes include: 'strong alkali will break down skin cells and reduce exfoliating properties', 'strong acids cause skin burns', and 'weak acids are soothing on skin'. At the bottom, there is a diagram of a nail with several boxes containing text: 'nail plate protects the nail bed', 'nail bed provides blood supply', 'matrix - responsible for producing cells that become the nail plate', and 'nail cuticle - protects the matrix from drying out'.



Progression

- ▶ Your understanding and skills can be developed further through progression to Technical qualifications such as a Diploma in Beauty Therapy, Hairdressing or Barbering at Bishop Laney Sixth Form
- ▶ To other qualifications, such as A levels.
- ▶ You would also find the understanding and skills useful to progress to an apprenticeship.

How will I be assessed and graded?

Assessment is in two parts and both have to be passed.

- Theory exam 40%
- Synoptic assignment 60%

Pass	= grade 4
Merit	= grade 5.5
Distinction	= grade 7

Is it for me?

If you enjoy looking back in time to explore changing trends and developments within the hair and beauty sector, find out how science is used to create products, and understand why we create images for business use, then this qualification is for you.

Any questions?

What we expect from you



GOOD PRACTICE



POLITE



FRIENDLY



HELPFUL



GOOD WORK
ETHIC



BE A TEAM
PLAYER



BE ABLE TO WORK
UNDER OWN
INITIATIVE



Links to City & Guilds resources

Coursework assessment

https://www.jcq.org.uk/wp-content/uploads/2020/09/IFC-Coursework_Assessments_FINAL.pdf



Sample Synoptic Assessment



https://www.cityandguilds.com/-/media/productdocuments/beauty_and_complementary_therapies/beauty/3038/level_2/assessment_materials/synoptic-assignment/sample/l2_technical_award_in_hair_and_beauty_studies_synoptic_assignment_sample_v1-pdf.ashx

Theory exam sample questions



https://www.cityandguilds.com/-/media/productdocuments/beauty_and_complementary_therapies/beauty/3038/level_2/assessment_materials/theory-exam/sample/3038-002_and_502_l2_hair_and_beauty_studies_sample_questions_v1-1-pdf.ashx

Theory exam sample question Mark scheme

https://www.cityandguilds.com/-/media/productdocuments/beauty_and_complementary_therapies/beauty/3038/level_2/assessment_materials/theory-exam/sample/3038-002_and_502_l2_hair_and_beauty_studies_sample_mark_scheme_v1-1-pdf.ashx

Hair & Beauty Challenges

Year 9 & 10
KS4
H&B









KS4 – H&B Challenges




Challenges

- 1 task will need to be completed each week and will take 1 -2 hours
- Present your work creatively whether it's completed on a computer or by hand
 - Tick off a task when you have completed it
 - Upload the work or a photo of the work on Teams



<p>Create a PINTEREST account and start creating your own pinboards.</p> <p>Start with the following topics (you can send in a photo of one of your boards) Different hair and make-up looks for each decade from 1920's to 1990's.</p> 	<p>Research different careers within the Hair and Beauty Sector. Look at the different places hair and beauty therapists can work, pick a career path you are interested in and list the different skills you will need to get this job.</p> <p>Create your own skincare product. Using ingredients from your kitchen, create a natural face mask, list the ingredients, state the benefits and take a picture of the mask, preferably being used.</p>	<p>Create a seasonal nail art theme, this can be on one nail or a running theme across all nails.</p> 	<p>Take a look at the different forms of SUN PROTECTION (mineral and chemical), make a leaflet about the different types. Explain what 'SPF' means and discuss why there are different factors and how sun protection works. Stay Safe in the Sun</p> 
<p>Next time you watch a film, Netflix, or TV programme, look for the name of the Hair and Make-up artist. Are they the same person? Research them to find out their journey to this job.one day it could be you!</p>	<p>Get Plaiting – challenge yourself to create a different type of plait. Don't stick to your normal version, have a go at some of these. options include: -</p>	<p>Design a new style hair and beauty tunic</p> 	<p>Recreate a make-up from Ancient Egypt. https://www.youtube.com/watch?v=2DqelblvKIY Don't forget to send in your pictures.</p>
<p>Have a go at French Manicure. Traditional French manicures have white free edge, and natural coloured nail plates, however you can get creative and choose which ever colours you like, as long the free edge is a different colour from nail plate.</p> 	<p>Design packaging for a new hair or beauty product. Will it be - a box? Tube? Bag? Pot? You will need to consider :- Product name Ingredients list Logo Benefits</p>	<p>French Dutch Water-fall Cornrow Fishtail Twists</p> 	<p>Make an epidermis cake – you will need 5 different layers – cereals are good and melted marshmallow helps stick it all together, just like the intercellular fluid in skin. You can even add chocolate buttons in base layer to represent melanin (you can use any cereal or different ingredients, but these are good to show different layers)</p>  <p>Horny Layer = Cornflakes Clear layer = thin layer of melted marshmallow Grainy layer = rice crispies Prickle cell layer = Sugar puffs Base Layer = Krave Mix each layer separately and assemble in lined tin until set, scrumptious.</p>
<p>Create a document to advise everyone using the salon, the safety precautions you think they should be taking. Base your advice on the Hair or Beauty Salon at college. This sounds like a competition.</p> 	<p>Research an iconic celebrity. Produce a visually interesting factsheet of the person. Show images of their different hair and make-up styles.</p>	<p>Make a chart of different skin types with an image and description of each, then add recommendations of best cleanser and mosituriser type for each, e.g. cream cleanser, clay cleanser and oil free</p>	<p>Dermatitis – Create a poster to inform stylists and therapists of the measures they can take, to prevent getting Dermatitis</p>

Gallery of Student Work



Research Task

If you choose **C&G Level 2 Hair & Beauty** as part of your curriculum for **year 9**.

We would like you to complete the following task, to develop your underpinning knowledge of the subject area and to recognise the requirements for presenting a professional image and behaving in a professional manner.

Look at the headings listed below, describe how to achieve each one and why they are important (the first one has been done for you ☺). You can use your information to create an annotated poster, including each heading.

- ▶ Oral Hygiene – Brush your teeth regularly. Fresh breath is important for talking face to face with clients and peers.
- ▶ Personal Hygiene
- ▶ Hair
- ▶ Jewellery
- ▶ Perfume
- ▶ Uniform
- ▶ Shoes
- ▶ Chewing gum and sweets
- ▶ Nails and hands
- ▶ Tattoos and piercing

