

Preparation for A Level Mathematics

Core 1

Indices

1)

State the value of each of the following.

(i) 2^{-3} [1]

(ii) 9^0 [1]

2)

(i) Simplify $(5a^2b)^3 \times 2b^4$. [2]

(ii) Evaluate $(\frac{1}{16})^{-1}$. [1]

3)

Simplify $\frac{(3xy^4)^3}{6x^5y^2}$. [3]

4)

(i) Write down the value of $(\frac{1}{4})^0$. [1]

(ii) Find the value of $16^{-\frac{3}{2}}$. [3]

5)

Find the value of $(\frac{1}{2})^{-5}$. [2]

6)

Find the value of $(\frac{1}{25})^{-\frac{1}{2}}$. [2]

7)

Find the value of each of the following, giving each answer as an integer or fraction as appropriate.

(i) $25^{\frac{3}{2}}$ [2]

(ii) $(\frac{7}{3})^{-2}$ [2]

8)

(i) Evaluate $(\frac{9}{16})^{-\frac{1}{2}}$. [2]

(ii) Simplify $\frac{(2ac^2)^3 \times 9a^2c}{36a^4c^{12}}$. [3]

9)

(i) Express $125\sqrt{5}$ in the form 5^k . [2]

(ii) Simplify $(4a^3b^5)^2$. [2]

Preparation for A Level Mathematics

Surds

1)

(i) Simplify $\frac{\sqrt{48}}{2\sqrt{27}}$. [2]

(ii) Expand and simplify $(5 - 3\sqrt{2})^2$. [3]

2)

(i) Express $\sqrt{75} + \sqrt{48}$ in the form $a\sqrt{3}$. [2]

(ii) Express $\frac{14}{3 - \sqrt{2}}$ in the form $b + c\sqrt{d}$. [3]

3)

(i) Simplify $\sqrt{98} - \sqrt{50}$. [2]

(ii) Express $\frac{6\sqrt{5}}{2 + \sqrt{5}}$ in the form $a + b\sqrt{5}$, where a and b are integers. [3]

4)

(i) Express $\sqrt{48} + \sqrt{27}$ in the form $a\sqrt{3}$. [2]

(ii) Simplify $\frac{5\sqrt{2}}{3 - \sqrt{2}}$. Give your answer in the form $\frac{b + c\sqrt{2}}{d}$. [3]

5)

(i) Express $\frac{1}{5 + \sqrt{3}}$ in the form $\frac{a + b\sqrt{3}}{c}$, where a , b and c are integers. [2]

(ii) Expand and simplify $(3 - 2\sqrt{7})^2$. [3]

6)

You are given that $a = \frac{3}{2}$, $b = \frac{9 - \sqrt{17}}{4}$ and $c = \frac{9 + \sqrt{17}}{4}$. Show that $a + b + c = abc$. [4]

Preparation for A Level Mathematics

Algebraic fractions

1)

Factorise $x^2 - 4$ and $x^2 - 5x + 6$.

Hence express $\frac{x^2 - 4}{x^2 - 5x + 6}$ as a fraction in its simplest form. [3]

2)

Factorise and hence simplify $\frac{3x^2 - 7x + 4}{x^2 - 1}$. [3]

Proof

1)

n is a positive integer. Show that $n^2 + n$ is always even. [2]

2)

Prove that, when n is an integer, $n^3 - n$ is always even. [3]

3)

(i) Prove that 12 is a factor of $3n^2 + 6n$ for all even positive integers n . [3]

(ii) Determine whether 12 is a factor of $3n^2 + 6n$ for all positive integers n . [2]

4)

Factorise $n^3 + 3n^2 + 2n$. Hence prove that, when n is a positive integer, $n^3 + 3n^2 + 2n$ is always divisible by 6. [3]

Preparation for A Level Mathematics

Solving linear inequalities

- 1)
Solve the inequality $6(x + 3) > 2x + 5$. [3]
- 2)
Solve the inequality $3x - 1 > 5 - x$. [2]
- 3)
Solve the inequality $\frac{5x - 3}{2} < x + 5$. [3]
- 4)
Solve the inequality $\frac{3(2x + 1)}{4} > -6$. [4]
- 5)
Solve the inequality $7 - x < 5x - 2$. [3]
- 6)
Solve the inequality $1 - 2x < 4 + 3x$. [3]

Solving equations

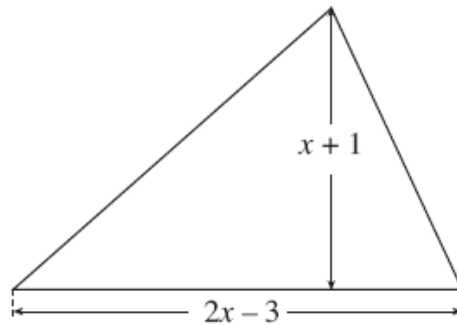
- 1)
Solve the equation $\frac{4x + 5}{2x} = -3$. [3]
- 2)
Solve the equation $\frac{3x + 1}{2x} = 4$. [3]
- 3)
Solve the equation $y^2 - 7y + 12 = 0$.
Hence solve the equation $x^4 - 7x^2 + 12 = 0$. [4]
- 4)
Solve the equation $4x^2 + 20x + 25 = 0$. [2]
- 5)
Solve the equation $2x^2 + 3x = 0$. [2]

Preparation for A Level Mathematics

Forming and solving equations

1)

The triangle shown in Fig. 10 has height $(x + 1)$ cm and base $(2x - 3)$ cm. Its area is 9 cm^2 .



Not to scale

Fig. 10

(i) Show that $2x^2 - x - 21 = 0$. [2]

(ii) By factorising, solve the equation $2x^2 - x - 21 = 0$. Hence find the height and base of the triangle. [3]

2)

Fig. 9 shows a trapezium ABCD, with the lengths in centimetres of three of its sides.

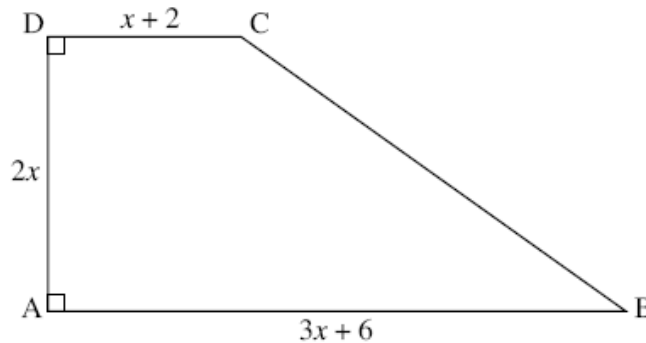


Fig. 9

This trapezium has area 140 cm^2 .

(i) Show that $x^2 + 2x - 35 = 0$. [2]

(ii) Hence find the length of side AB of the trapezium. [3]

Preparation for A Level Mathematics

Completing the square and turning points

1)

(i) Express $x^2 + 6x + 5$ in the form $(x + a)^2 + b$. [3]

(ii) Write down the coordinates of the minimum point on the graph of $y = x^2 + 6x + 5$. [2]

2)

(i) Write $x^2 - 7x + 6$ in the form $(x - a)^2 + b$. [3]

(ii) State the coordinates of the minimum point on the graph of $y = x^2 - 7x + 6$. [2]

(iii) Find the coordinates of the points where the graph of $y = x^2 - 7x + 6$ crosses the axes and sketch the graph. [5]

3)

(i) Write $3x^2 + 6x + 10$ in the form $a(x + b)^2 + c$. [4]

(ii) Hence or otherwise, show that the graph of $y = 3x^2 + 6x + 10$ is always above the x -axis. [2]

4)

(i) Write $4x^2 - 24x + 27$ in the form $a(x - b)^2 + c$. [4]

(ii) State the coordinates of the minimum point on the curve $y = 4x^2 - 24x + 27$. [2]

(iii) Solve the equation $4x^2 - 24x + 27 = 0$. [3]

(iv) Sketch the graph of the curve $y = 4x^2 - 24x + 27$. [3]

Discriminant and roots

1)

Find the discriminant of $3x^2 + 5x + 2$. Hence state the number of distinct real roots of the equation $3x^2 + 5x + 2 = 0$. [3]

2)

Find the set of values of k for which the equation $2x^2 + 3x - k = 0$ has no real roots. [3]

3)

Find the set of values of k for which the equation $2x^2 + kx + 2 = 0$ has no real roots. [4]

4)

Prove that the line $y = 3x - 10$ does not intersect the curve $y = x^2 - 5x + 7$. [5]

Preparation for A Level Mathematics

Changing the subject of a formula

1)

Make a the subject of the formula $s = ut + \frac{1}{2}at^2$. [3]

2)

The volume of a cone is given by the formula $V = \frac{1}{3}\pi r^2 h$. Make r the subject of this formula. [3]

3)

Make y the subject of the formula $a = \frac{\sqrt{y} - 5}{c}$. [3]

4)

Rearrange the formula $c = \sqrt{\frac{a+b}{2}}$ to make a the subject. [3]

5)

The volume V of a cone with base radius r and slant height l is given by the formula

$$V = \frac{1}{3}\pi r^2 \sqrt{l^2 - r^2}.$$

Rearrange this formula to make l the subject. [4]

6)

Make a the subject of the equation

$$2a + 5c = af + 7c. [3]$$

7)

Rearrange $y + 5 = x(y + 2)$ to make y the subject of the formula. [4]

8)

Make C the subject of the formula $P = \frac{C}{C+4}$. [4]

9)

Make x the subject of the formula $y = \frac{1-2x}{x+3}$. [4]

Preparation for A Level Mathematics

Equation of a straight line

1)

Find the equation of the line which is parallel to $y = 5x - 4$ and which passes through the point $(2, 13)$.
Give your answer in the form $y = ax + b$. [3]

2)

Find the equation of the line which is parallel to $y = 3x + 1$ and which passes through the point with coordinates $(4, 5)$. [3]

3)

Find the equation of the line passing through $(-1, -9)$ and $(3, 11)$. Give your answer in the form $y = mx + c$. [3]

4)

A line has equation $3x + 2y = 6$. Find the equation of the line parallel to this which passes through the point $(2, 10)$. [3]

5)

(i) Find the equation of the line passing through A $(-1, 1)$ and B $(3, 9)$. [3]

(ii) Show that the equation of the perpendicular bisector of AB is $2y + x = 11$. [4]

Intersection of two lines

1)

Find the coordinates of the point of intersection of the lines $y = 3x + 1$ and $x + 3y = 6$. [3]

2)

Find, algebraically, the coordinates of the point of intersection of the lines $y = 2x - 5$ and $6x + 2y = 7$. [4]

3)

Solve the simultaneous equations $y = x^2 - 6x + 2$ and $y = 2x - 14$. Hence show that the line $y = 2x - 14$ is a tangent to the curve $y = x^2 - 6x + 2$. [5]

4)

Find algebraically the coordinates of the points of intersection of the curve $y = 4x^2 + 24x + 31$ and the line $x + y = 10$. [5]

5)

Find the coordinates of the points of intersection of the circle $x^2 + y^2 = 25$ and the line $y = 3x$.
Give your answers in surd form. [5]

6)

A circle has equation $x^2 + y^2 = 45$.

(i) State the centre and radius of this circle. [2]

(ii) The circle intersects the line with equation $x + y = 3$ at two points, A and B. Find algebraically the coordinates of A and B.

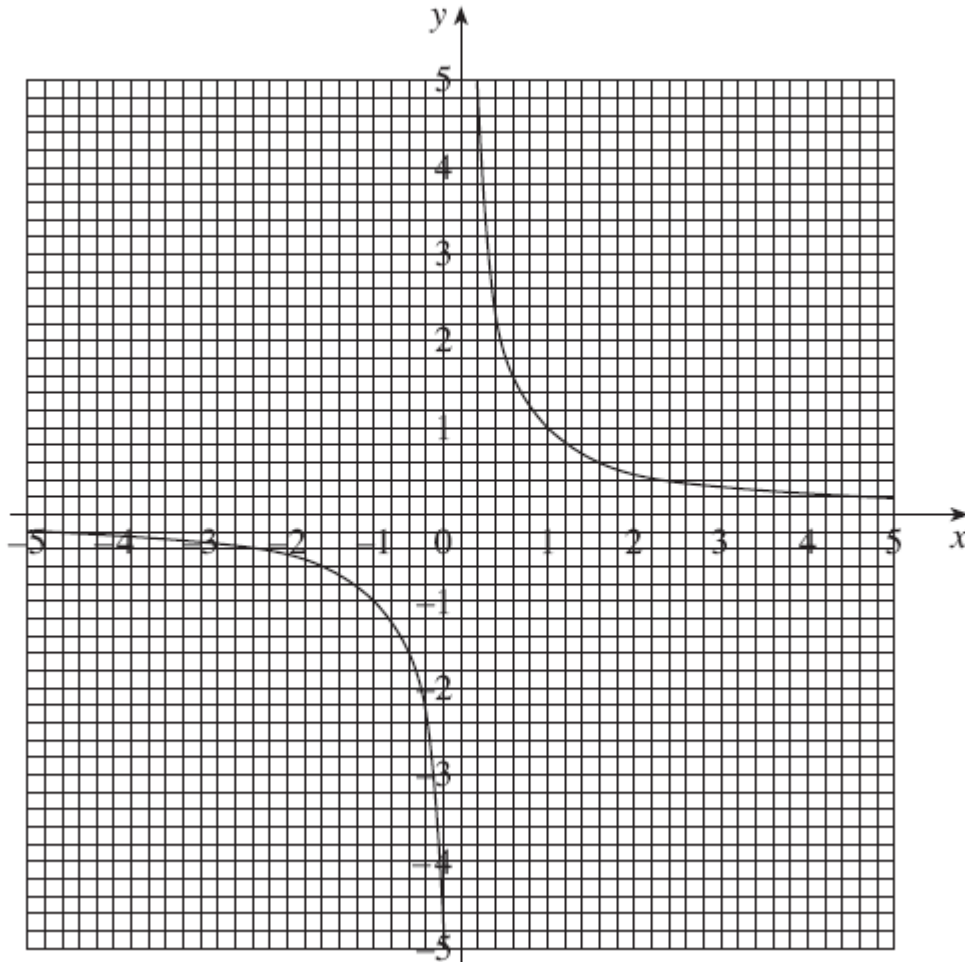
Show that the distance AB is $\sqrt{162}$. [8]

Preparation for A Level Mathematics

Using graphs to solve equations

1)

The insert shows the graph of $y = \frac{1}{x}$, $x \neq 0$.

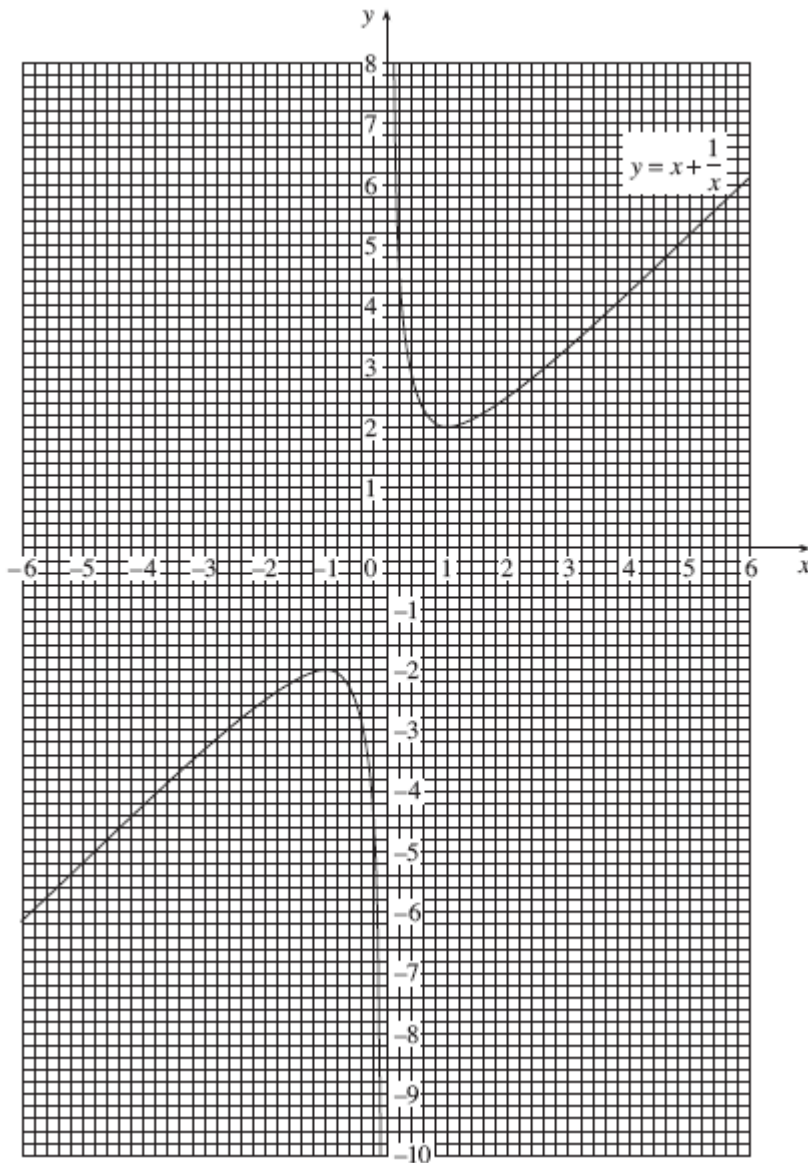


- (i) Use the graph to find approximate roots of the equation $\frac{1}{x} = 2x + 3$, showing your method clearly. [3]
- (ii) Rearrange the equation $\frac{1}{x} = 2x + 3$ to form a quadratic equation. Solve the resulting equation, leaving your answers in the form $\frac{p \pm \sqrt{q}}{r}$. [5]
- (iii) Draw the graph of $y = \frac{1}{x} + 2$, $x \neq 0$, on the grid used for part (i). [2]

Preparation for A Level Mathematics

2)

The graph of $y = x + \frac{1}{x}$ is shown on the insert. The lowest point on one branch is $(1, 2)$. The highest point on the other branch is $(-1, -2)$.



Use the graph to solve the following equations, showing your method clearly.

(A) $x + \frac{1}{x} = 4$ [2]

(B) $2x + \frac{1}{x} = 4$ [4]

Preparation for A Level Mathematics

Core 1 and Core 2

Transformation of graphs

1)

The point P (5, 4) is on the curve $y = f(x)$. State the coordinates of the image of P when the graph of $y = f(x)$ is transformed to the graph of

(i) $y = f(x - 5)$, [2]

(ii) $y = f(x) + 7$. [2]

2)

The curve $y = f(x)$ has a minimum point at (3, 5).

State the coordinates of the corresponding minimum point on the graph of

(i) $y = 3f(x)$, [2]

(ii) $y = f(2x)$. [2]

Preparation for A Level Mathematics

3)

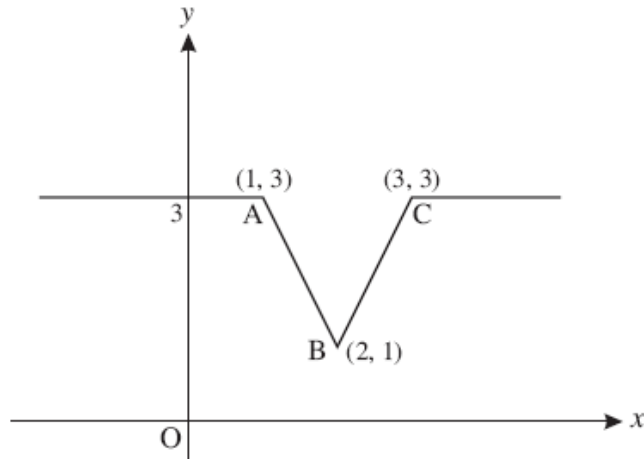


Fig. 4

Fig. 4 shows a sketch of the graph of $y = f(x)$. On separate diagrams, sketch the graphs of the following, showing clearly the coordinates of the points corresponding to A, B and C.

(i) $y = 2f(x)$ [2]

(ii) $y = f(x + 3)$ [2]

4)

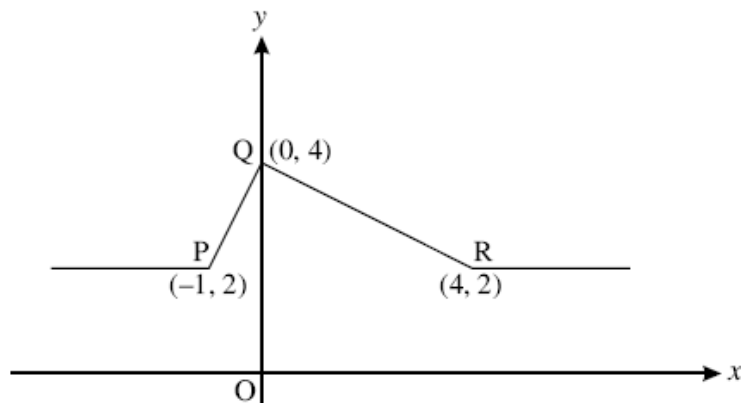


Fig. 5

Fig. 5 shows a sketch of the graph of $y = f(x)$. On separate diagrams, sketch the graphs of the following, showing clearly the coordinates of the points corresponding to P, Q and R.

(i) $y = f(2x)$ [2]

(ii) $y = \frac{1}{4}f(x)$ [2]

Preparation for A Level Mathematics

5)

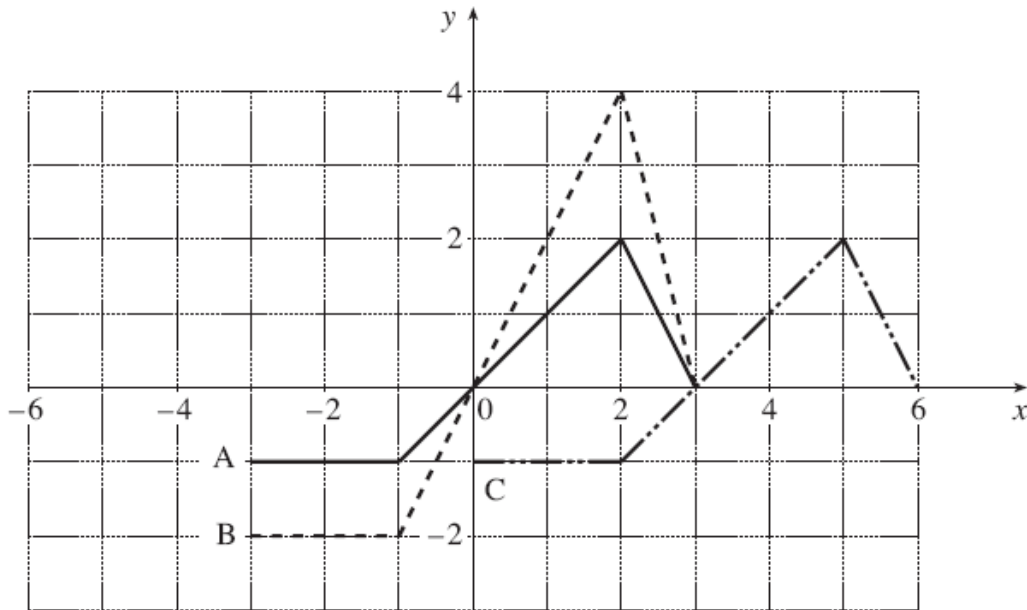


Fig. 3

Fig. 3 shows sketches of three graphs, A, B and C. The equation of graph A is $y = f(x)$.

State the equation of

(i) graph B, [2]

(ii) graph C. [2]

6)

The curve $y = x^2 - 4$ is translated by $\begin{pmatrix} 2 \\ 0 \end{pmatrix}$.

Write down an equation for the translated curve. You need not simplify your answer. [2]

7)

Describe fully the transformation which maps the curve $y = x^2$ onto the curve $y = (x + 4)^2$. [2]

Core 2

Trigonometric graphs

1)

Sketch the curve $y = \sin x$ for $0^\circ \leq x \leq 360^\circ$.

Solve the equation $\sin x = -0.68$ for $0^\circ \leq x \leq 360^\circ$. [4]

2)

Sketch the graph of $y = \cos x$ for $0^\circ \leq x \leq 360^\circ$.

On the same axes, sketch the graph of $y = \cos 2x$ for $0^\circ \leq x \leq 360^\circ$. Label each graph clearly. [3]

Preparation for A Level Mathematics

Sine rule and cosine rule

1)

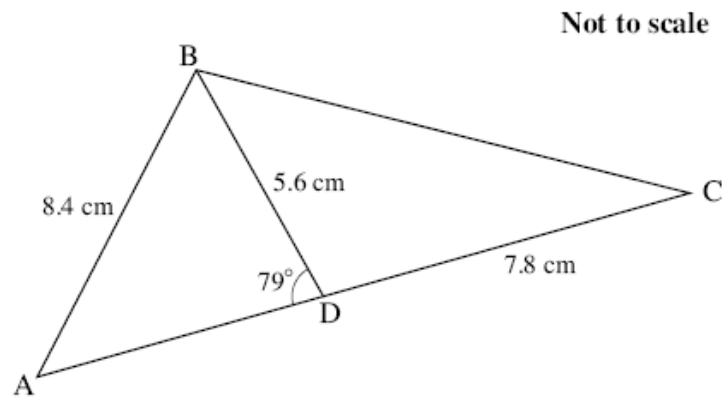


Fig. 7

Fig. 7 shows triangle ABC, with $AB = 8.4$ cm. D is a point on AC such that angle $ADB = 79^\circ$, $BD = 5.6$ cm and $CD = 7.8$ cm.

Calculate

- (i) angle BAD, [2]
(ii) the length BC. [3]

2)

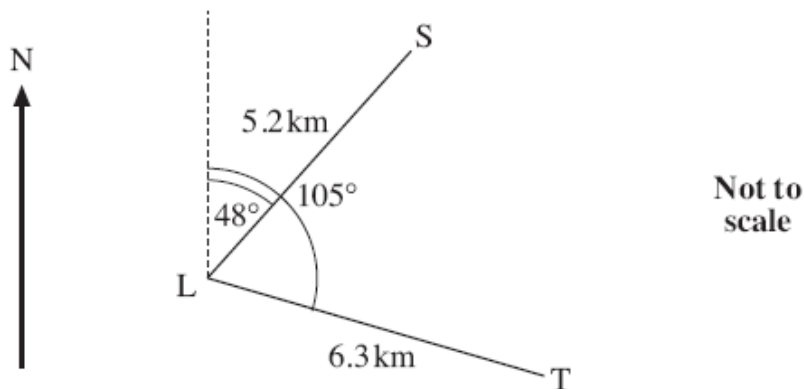


Fig. 10.1

At a certain time, ship S is 5.2 km from lighthouse L on a bearing of 048° . At the same time, ship T is 6.3 km from L on a bearing of 105° , as shown in Fig. 10.1.

For these positions, calculate

- (A) the distance between ships S and T, [3]
(B) the bearing of S from T. [3]

Preparation for A Level Mathematics

3)

Fig. 11.1 shows a village green which is bordered by 3 straight roads AB, BC and CA. The road AC runs due North and the measurements shown are in metres.

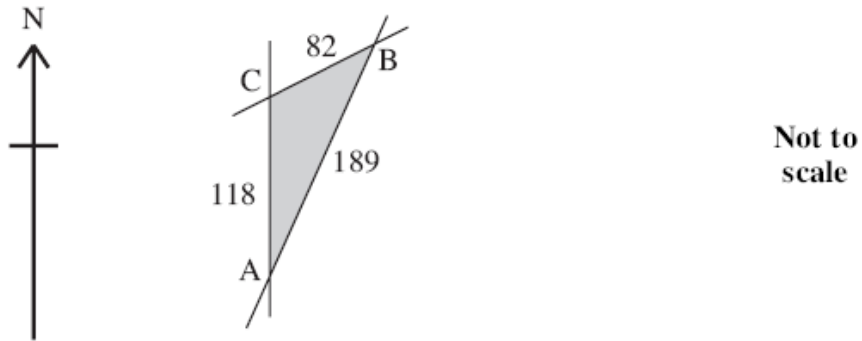


Fig. 11.1

(i) Calculate the bearing of B from C, giving your answer to the nearest 0.1° . [4]

(ii) Calculate the area of the village green. [2]

Arc length and sector area

1)

A sector of a circle of radius 18.0 cm has arc length 43.2 cm.

Find the angle of the sector. [2]

2)

A sector of a circle of radius 5 cm has area 9 cm^2 .

Find the perimeter of the sector. [5]